



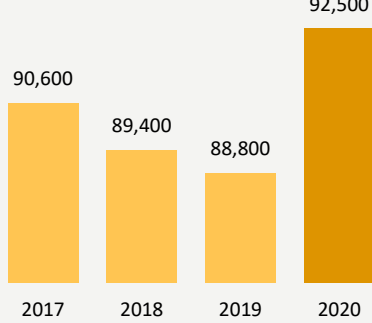
Key Enrolment Statistics 2020

Vocational education and training funded by or through the Department of Training and Workforce Development.

Enrolments summary

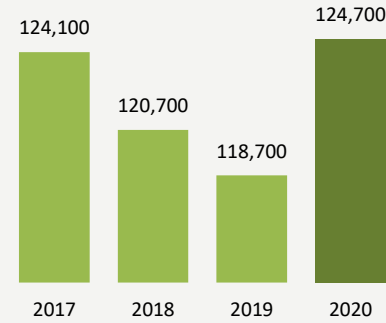
Students

▲ 4% from 2019



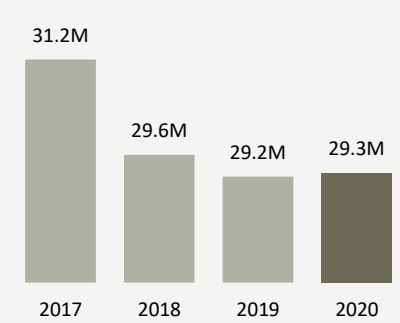
Enrolments

▲ 5% from 2019

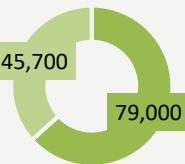


Student curriculum hours

▲ <1% from 2019

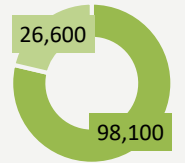


Training characteristics



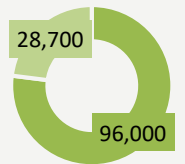
Level of education

- Cert III and above: 79,000 (63%)
- Cert II and below: 45,700 (37%)



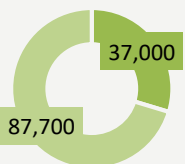
Funding category

- Priority training: 98,100 (79%)
- General industry: 26,600 (21%)



Provider type

- TAFE colleges: 96,000 (77%)
- Other providers: 28,700 (23%)



Delivery region

- Regional: 37,000 (30%)
- Metro: 87,700 (70%)

Student characteristics

63,700 **51%**
enrolments for
young people aged under 25
▲ 3% from 2019

10,400 **8%**
enrolments for
Aboriginal students
▼ 10% from 2019

10,200 **8%**
enrolments for
students with a disability
▲ 6% from 2019

61,400 **49%**
enrolments for
female students
▲ 9% from 2019

Priority training

▲ 27% from 2019

