



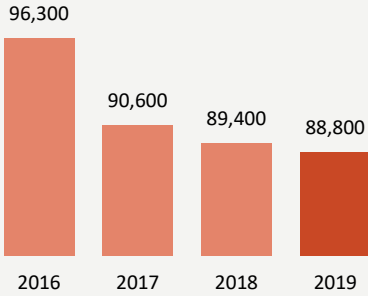
# Key Enrolment Statistics 2019

Vocational education and training funded by or through the Department of Training and Workforce Development.

## Enrolments summary

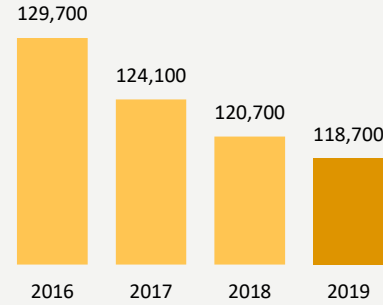
### Students

▼ <1% from 2018



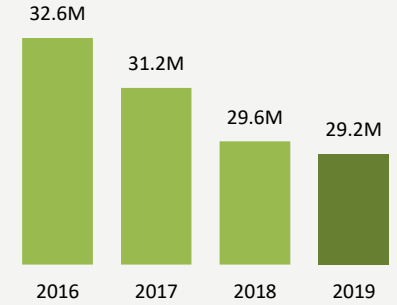
### Enrolments

▼ 2% from 2018

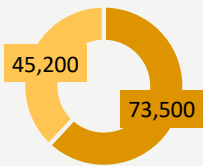


### Student curriculum hours

▼ 1% from 2018

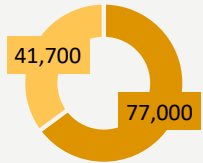


## Training characteristics



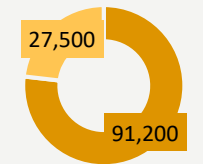
### Level of education

- Cert III and above: 73,500 (62%)
- Cert II and below: 45,200 (38%)



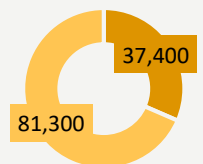
### Funding category

- Priority training: 77,000 (65%)
- General industry: 41,700 (35%)



### Provider type

- TAFE colleges: 91,200 (77%)
- Other providers: 27,500 (23%)



### Delivery region

- Regional: 37,400 (32%)
- Metro: 81,300 (68%)

## Student characteristics

**61,700** **52%**  
enrolments for  
**young people aged under 25**  
▲ <1% from 2018

**11,600** **10%**  
enrolments for  
**Aboriginal students**  
▼ <1% from 2018

**9,600** **8%**  
enrolments for  
**students with a disability**  
▲ 6% from 2018

**56,400** **47%**  
enrolments for  
**female students**  
▼ 1% from 2018

## Priority training

▲ <1% from 2018

